
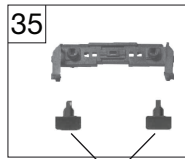







724503 BR 245 NAH.SH / Paribus		=	N
Pos. Nr. Pos.no.	Beschreibung Description	Art.-Nr. Art.no.	Preisgruppe Price bracket
1	LOKGEHÄUSE KPL. Body assembly complete	10724503	035
2	FÜHRERSTAND -SATZ Driver's cab inset	12724501	019
3	LICHTLEIT.-LICHTABDECK.-SATZ Light conductor & light cover -set	13724503	008
4	ZUGHAKEN-BREMSKUPPLUNG-SATZ Coupling hook, break coupling set	19733001	012
5	SIGNALHORN -SATZ Signal horn - set	19765200	011
6	ANTENNEN - SATZ Antenna - set	19795400	005
7	TRITT SCHWARZ Treadle, black	19795500	005
8	GRIFFTANGEN-SATZ Hand-rail -set	19795800	005
9	SCHNEERÄUMER - SATZ Snow plow	22724501	012
10	ZUGKRAFTANLENKUNG -SATZ Bogie linkage - set	02273201	009
11	KRAFTSTOFFTANK Reservoir	33724503	006
12	KUKU-DEICHSEL Short coupling reception	00387006	005
13	FAHRGESTELLRAHMEN Chassis frame	40724501	019
14	DREHGESTELLRAHMEN SCHWARZ Bogie framework, black	41724501	011
15	DEICHSELABDECKUNG -SATZ Shaft cover plate, black	43724501	009
16	DREHGESTELLBLOCK KPL. Bogie block, complete	00457320	018
17	MOTOR KPL.M.SCHWUNGMASSE U.KON Motor with flywheel, complete	00507356	030
18	KOHLLENHALTER Brush holder	00507801	001
19	ACHSE Axle	00527009	001
20	ACHSE F. DREHGESTELLBEFESTIGUN Bogie fixation pin	00527010	001
21	RADSATZ KPL. O.N. Wheelset complete w/o trac. tyre	00537067	015
22	RADSATZ KPL. M.N. Wheelset complete with trac. tyre	00537068	015
23	HAFTREIFEN Traction tyre	00547002	001
24	ZAHNRAD Z:13 SCHWARZ Gear wheel Z=13, black	00567149	006
25	UNTERSETZUNGSRAD 04/12/17 Reduction gear wheel	56718500	004
26	SCHNECKE D = 4MM L = 8MM Worm gear D=4mm, L=8mm	00567604	006
27	KONTAKTBLECH-SATZ Contacter sheet - set	61780300	007



724503		BR 245 NAH.SH / Paribus	=	N
Pos. Nr. Pos.no.	Beschreibung Description	Art.-Nr. Art.no.	Preisgruppe Price bracket	
28	LEITERPLATTE UNTEN KPL.MIT BUC Lower PCB,complete with socket	65720400	024	
29	LEITERPLATTE I OBEN KPL. Upper PCB #1,complete	65720500	018	
30	LEITERPLATTE II OBEN KPL. Upper PCB #2,complete	65720600	018	
31	LEITERPLATTE KPL. (LICHT) PCB,complete (Light)	65720700	018	
32	SCHNITTST.-BLINDSTECKER 6-POL. Jumper 6-pin	66401600	013	
33	SCHRAUBE M 1,6 X 4 Screw M 1,6 x 4	70900006	002	
34	PUFFER SCHWARZ Buffer,black	75711900	004	
35	PUFFERTRÄGER KPL. RAAL 9005 Buffer beam complete	75724501	011	
36	RICHTFEDER F.DEICHSEL L=15mm Straightening spring f.short coupling reception	00767008	001	
37	ERSATZ-SCHLEIFKOHLEN Carbon brushes set	6518	---	
38	STANDARD-STECKKUPPLUNG Clip-in coupling	9525	---	
39	PROFI-STECKKUPPLUNG Profi clip-in coupling	9545	---	